

USING A GUITAR HUMIDIFIER

Quality acoustic guitars are made from solid wood, and Taylor guitars are built in a controlled environment where the relative humidity is 47 percent. It is essential to maintain a proper moisture level to prevent adverse effects such as bad string action and buzzing, protruding fret ends, cracking, top-sinking (see illustration at right), and other damage to your instrument. As always, your guitar case provides essential protection from drying and other environmental effects, but in areas prone to severe dryness and/or cold, (such as heated homes), you **MUST** use a guitar-humidifying device.

There are several stringed-instrument humidifiers on the market that are specifically designed to maintain or restore the proper moisture level. These include the clay-filled type (about the size of a small film canister); the vinyl soundhole-cover type; and the long, "rubber-tube" type, which is what we recommend and sell.

Of the tube types (Dampit, Humitron, etc.), we recommend the larger one, which is approximately one foot in length and 3/4 of an inch in diameter (see illustration, right). The "film canister"-type humidifier releases moisture in discreet amounts, and *only* works well in areas of minimal dryness. The vinyl soundhole-cover types work well enough, although they have a tendency to trap the majority of the moisture in the body, not releasing enough into the case to benefit the neck.

The tube humidifier often comes with a plastic soundhole cover containing a humidity gauge. To make this humidifier more "user-friendly," discard the plastic cover and use only the tube

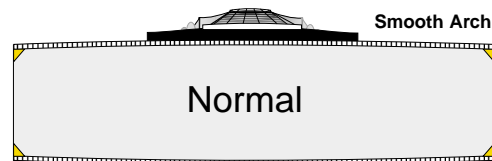
itself. Like most humidifiers, the tube type is basically an encased sponge. Hold the tube under cool tap water until the sponge inside is saturated. *Then, wring out the last drop of excess water, and dry off the outside of the tube. This is important, because water drippings can damage your instrument.*

Suspend the tube inside the guitar body by wedging it between the G and D strings, so that the plastic cap prevents it from falling into the guitar (see illustration). This enables the moisture in the tube to humidify the body, the neck, *and* the case.

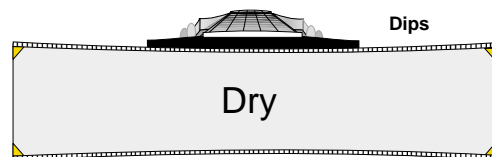
HOW OFTEN SHOULD I RE-WET THE HUMIDIFIER?

That depends on the season and the region in which you live. As a general rule:

- In areas of the country that are very dry, or where cold winters are the norm, or where the relative humidity consistently remains in the 20 to 35 percent range, re-wet your humidifier every five to seven days. [Homes with wood-burning heaters frequently have extremely dry interiors.]
- If your humidity is consistently 20 percent or lower, which often is the case in homes with wood-burning heaters, refer to "A Word to the Wise."



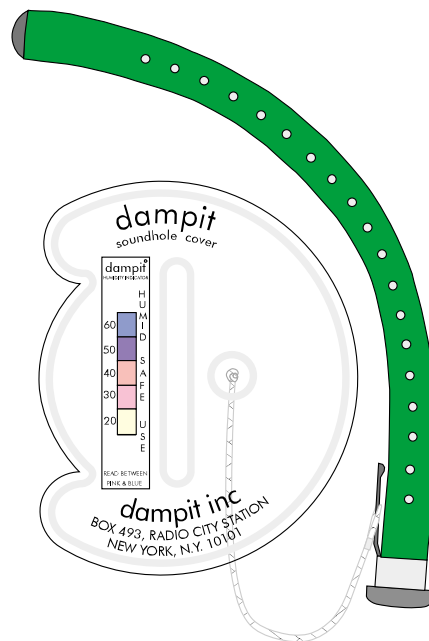
Bridge in correct position; action proper



Bridge sinks down; low action causing strings to buzz



Bridge raises; action high and hard to play

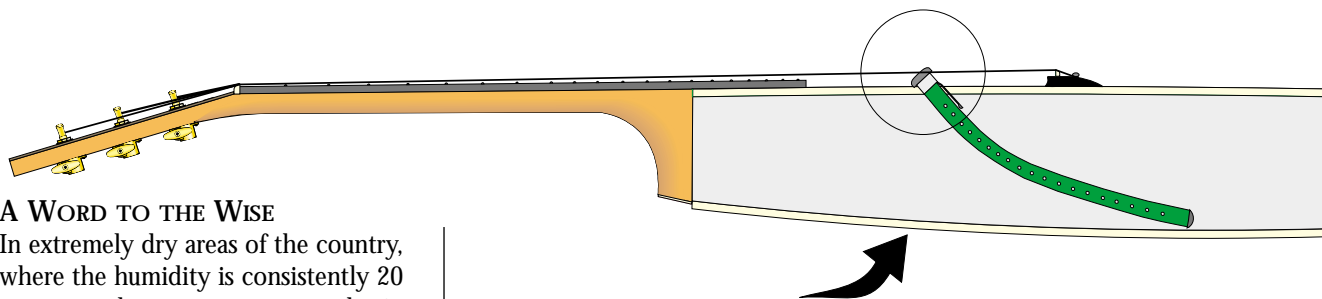
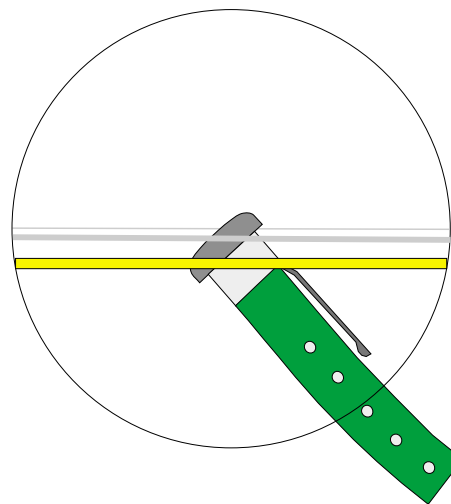


QUALITY
Taylor
GUITARS

USING A GUITAR HUMIDIFIER (continued from page 1)

- If your humidity is consistently in the 35 to 45 percent range, re-wet the Dampit every 10 to 14 days.

- Working musicians who routinely perform in dry regions and winter climates should keep their soundhole humidifier moist all the time, and use the supplemental method mentioned in "A Word to the Wise." Instruments that spend a lot of time outside of their cases, and/or under hot stage lights, require a higher-than-normal amount of humidification.



A WORD TO THE WISE

In extremely dry areas of the country, where the humidity is consistently 20 percent or lower, we recommend using a second humidifier in your guitar case. Place it in the space at the top of the case, not in the compartment.

FINAL NOTE:

Typically, a soundhole humidifier will dry out in two to four days. It is not necessary to re-wet one other than for the reasons cited. If you follow the procedures outlined, and your guitar *still* isn't responding, call customer service at (619) 258-6957.

NOTE: Do not leave the humidifier lying flat inside the guitar, or it will make too much direct contact with the wood. Illustration shows proper positioning.

To monitor the amount of humidity your guitar is receiving, we recommend the purchase of a hygrometer, a device that gauges and provides a read-out of humidity levels. In our experience, digital models are the most accurate for long-term use. Radio Shack carries a small, pretty decent digital hygrometer that costs about \$25 or \$30. It can be mounted in the room where you store your guitar, or, better yet, in a central location inside the guitar case, preferably Velcro'd to the outside of the accessories compartment (facing the heel of the guitar).

